

PowerPoint Fonts

Minimum font size: 30

Aa Bb Cc Dd Ee Ff Gg Hh Ii Jj Kk Ll Mm
Serif fonts are designed for printed material – books, newspapers, etc.
Serif fonts are **Times New Roman** and **Georgia**

Aa Bb Cc Dd Ee Ff Gg Hh Ii Jj Kk Ll Mm
Sans Serif fonts are designed for presentations. They are easier to read quickly on a screen. In PowerPoint, stick to the default **Calibri** or **Arial** fonts.

Comic Sans is neither **Serif** nor **Sans Serif** and difficult to read on a screen.

NEVER WRITE IN ALL CAPITAL LETTERS!

PowerPoint 2003

To add text to a slide,
Click on **Insert** and **New Slide**.
Or click on the **New Slide** icon.

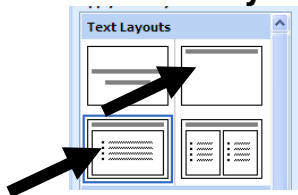


PowerPoint 2007

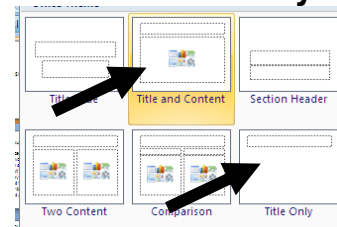
To add text to a slide,
Click on the **Home Ribbon**.
Click on **New Slide**.



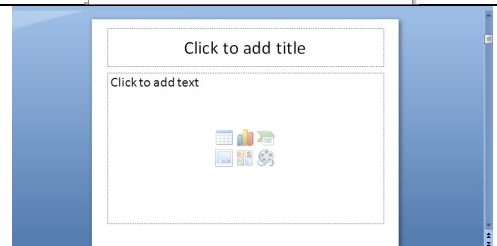
Choose either the **Title and Content** template or the **Title Only** template.



Choose either the **Title and Content** template or the **Title Only** template.



Just click in a **text box** and start typing!



Make sure you spel it right!
The red wavy line means this word is not in the Office dictionary and needs to be checked.

RIGHT click on the red wavy line.
Click on the correct spelling.
If the word IS spelled correctly (e.g. your name), click on **Add to Dictionary**

