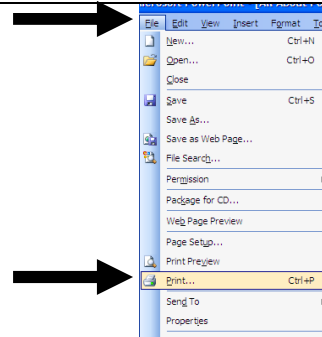
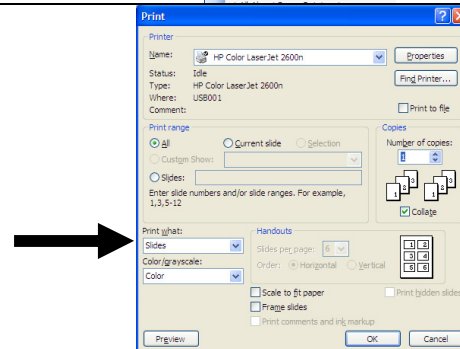


Print slides in 2003

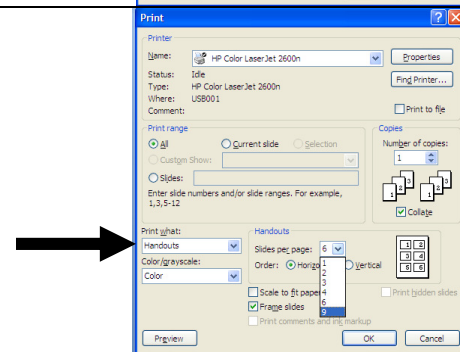
Click on **File**.
Click on **Print**.



The default will print each slide on a separate sheet of paper.
If this is what you want, click **OK**.



If you want to conserve paper, choose **Handouts**.
You can print out 1, or 2, or 3, or 4, or 6, or 9 slides on each sheet of paper.
Make your choice and click **OK**.



You could also choose Outline View to print a listing of the text on all your slides.
Choose **Outline View** and click **OK**.

When your slide show is running, use the outline to locate the number of the slide you want to go to. Type it. Hit **Enter** and you're there!

